

outdoor living

Enjoy your terrace

ISSUE 1 | OCTOBER 2020

WHY CHOOSE PORCELAIN
STONEWARE FOR MY
TERRACE?


DECORATE YOUR TERRACE
IN YOUR OWN STYLE!

CHILDREN AND SAFETY:
ANTI-SLIP

SOLUTIONS FOR EVERY
BUILDING COMPONENT

OUR CLEANING
TIPS





COVER: PIETRO WHITE 31 x 62,6 cm

BACK COVER: PIETRO GREY 31 x 62,6 cm



Get ready to enjoy your terrace!



Because it is one of the parts of the house where we experience the most joy and pleasure. A terrace is the backdrop of smiles, get-togethers and shared moments. Because it inspires games and embraces. Because it invites you to disconnect, breathe and connect with yourself. For all that and any other reason you feel when looking out your window we have created **Outdoor Living**. We want to help you choose the paving that best suits your style, inspire you with ideas to add personality to your décor and surprise you with practical solutions.

Outdoor Living is your **Rosa Gres** guide to creating and maintaining your very own terrace you can enjoy every day.



ALMA HONEY 19,4 x 97,8 cm



SERENA OCRA 31 x 62,6 cm



**Why choose
porcelain
stoneware for my
terrace?**

**ALL THE ADVANTAGES OF ONE
OF THE WORLD'S CLEANEST, MOST RESISTANT
AND MOST SUSTAINABLE MATERIALS**

PAGE 06

**Decorate your
terrace in your
own style!**

**SECRETS TO CHOOSING THE RIGHT COLOR
CERAMIC AND GETTING IT RIGHT
EXAMPLES AND DECORATING TIPS**

PAGE 08

**Children
and safety:
anti-slip**

**CHOOSE THE BEST ANTI-SLIP PAVING
FOR YOUR TERRACE**

PAGE 20

**Solutions for
every building
component**

**STAIRS, WATER COLLECTION CHANNELS
AND TRIM PIECES FOR DESIGNING WITH
COMPLETE FREEDOM**

PAGE 22

Our cleaning tips

**HOW TO EASILY CLEAN
YOUR TERRACE**

PAGE 34

**A terrace
is for life**

**BEFORE YOU BEGIN: CHECKLIST
HOW TO STOP WATER FROM FLOODING
YOUR TERRACE**

PAGE 36

**Rosa Gres pieces
and collections**

FIND YOUR ROSA GRES COLOR

PAGE 38



Advantages of a floor you will not have to replace

1

Choose it for its high resistance

UNAFFECTED BY SOLAR RADIATION, CONTACT WITH WATER, ICE OR COLD. DOES NOT CHANGE COLOR OR BREAK.

2

Discover its extreme cleanliness

REMAINS IN PERFECT CONDITION WITH MINIMUM EFFORT. THIS MATERIAL IS SO HYGIENIC IT IS NOT SUSCEPTIBLE TO BACTERIAL BUILD-UP.

3


Love it for its infinite variety of esthetic possibilities

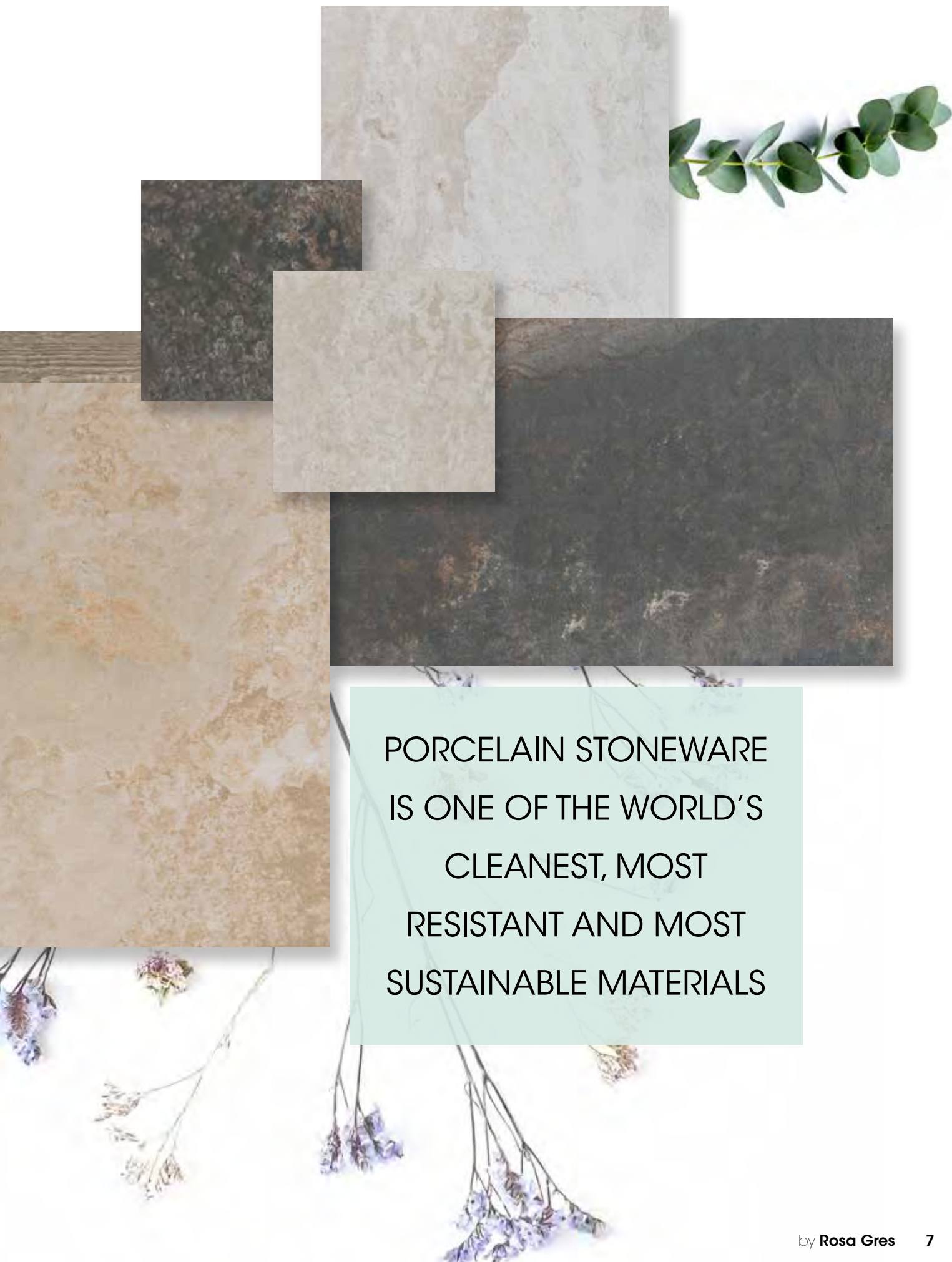
WITH ROSA GRES PAVING, AVAILABLE IN MORE THAN 30 COLORS AND TEXTURES, YOU CAN CREATE UNIQUE PERSONAL DESIGNS FOR YOUR TERRACE

4

Choose one of the world's most sustainable materials

ITS RESISTANCE IS SO HIGH IT LASTS A LIFETIME. IT DOES NOT SPOIL AND THEREFORE WASTES FEWER ENERGY RESOURCES.





PORCELAIN STONEWARE
IS ONE OF THE WORLD'S
CLEANEST, MOST
RESISTANT AND MOST
SUSTAINABLE MATERIALS

DECORATE YOUR TERRACE IN YOUR OWN STYLE!

Secrets to choosing the right color ceramic and getting it right

Draw inspiration from this **#ilovemix** terrace. It combines two textures: ceramic wood and slate, **Stela White & Pietro White**. A beautiful combination. The bright color of the materials ties the space together, making it perfectly match the stunning landscape. The design conveys a sense of ease and comfort.



Stela White



sun-toasted colors



Pietro White

Architecture and the landscape

OBSERVE THE NATURAL COLORS AND MATERIALS OF THE LANDSCAPE. PAY ATTENTION TO THE PREDOMINANT HUES AND TEXTURES: THEY ARE THE INSPIRATION FOR YOUR PROJECT. IN URBAN AREAS, THE BUILDING DESIGN IS KEY. WHEN THE TERRACE, THE LIVING QUARTERS AND THE GARDEN HAVE A SHARED STYLE, EVERYTHING COMES TOGETHER.

Choosing a single color provides serenity

HARMONY IS THE HEART AND SOUL OF DESIGN. WHEN DEALING WITH COMPLEX SPACES, CHOOSING A SINGLE COLOR CAN BE THE BEST OPTION FOR PROVIDING COHERENCE AND ORDER, AS WELL AS FOR HEIGHTENING A VISUAL SENSE OF WELLBEING AND OF PERSONAL STYLE. LESS IS MORE.

Combinations to fall in love with

WE HAVE CREATED **#ILOVEMIX** TO HELP YOU CREATE SUCCESSFUL COMBINATIONS: WITH OUR **STELA & PIETRO COLLECTION** YOU CAN COMBINE WOOD AND SLATE TO COME UP WITH UNIQUE DESIGNS.



STELA WHITE 19,4 x 97,8 cm & PIETRO WHITE 31 x 62,6 cm

A terrace in the city? Create an exotic atmosphere and take a breath of fresh air

*beige
complements*

*very,
very
green
tropical
plants*



*a passion for
bamboo*



TAO SILVER 31 x 62,6 cm

*A floor embellishes,
decorates and
protects. Choose a
light grey hue to go
with green and
sun-toasted colors.*

décor ideas

If you live in an apartment with a terrace, you can create an oasis in your own house. This urban project is an example of how to fly to the tropics without leaving the city. Our color **Tao Silver** looks perfect when paired with green, beige and reeds.



Greys: add elegance and warmth to your terrace

Using contrasting materials like stone and porcelain stoneware adds a touch of originality to your outdoor space.



In this project, the floor and wall are lined with our **Mistery Grey 31 x 62.6 cm** tiles. A delicate grey inspired by the texture of stone. Its shade perfectly complements that of the stone wall. The wall coping was made using the trim piece **I25 Mistery Grey**. Its smooth, rounded-off finish, with no sharp corners, works perfectly as a handrail.



I25 Mistery Grey



MISTERY GREY 31 x 62,6 cm

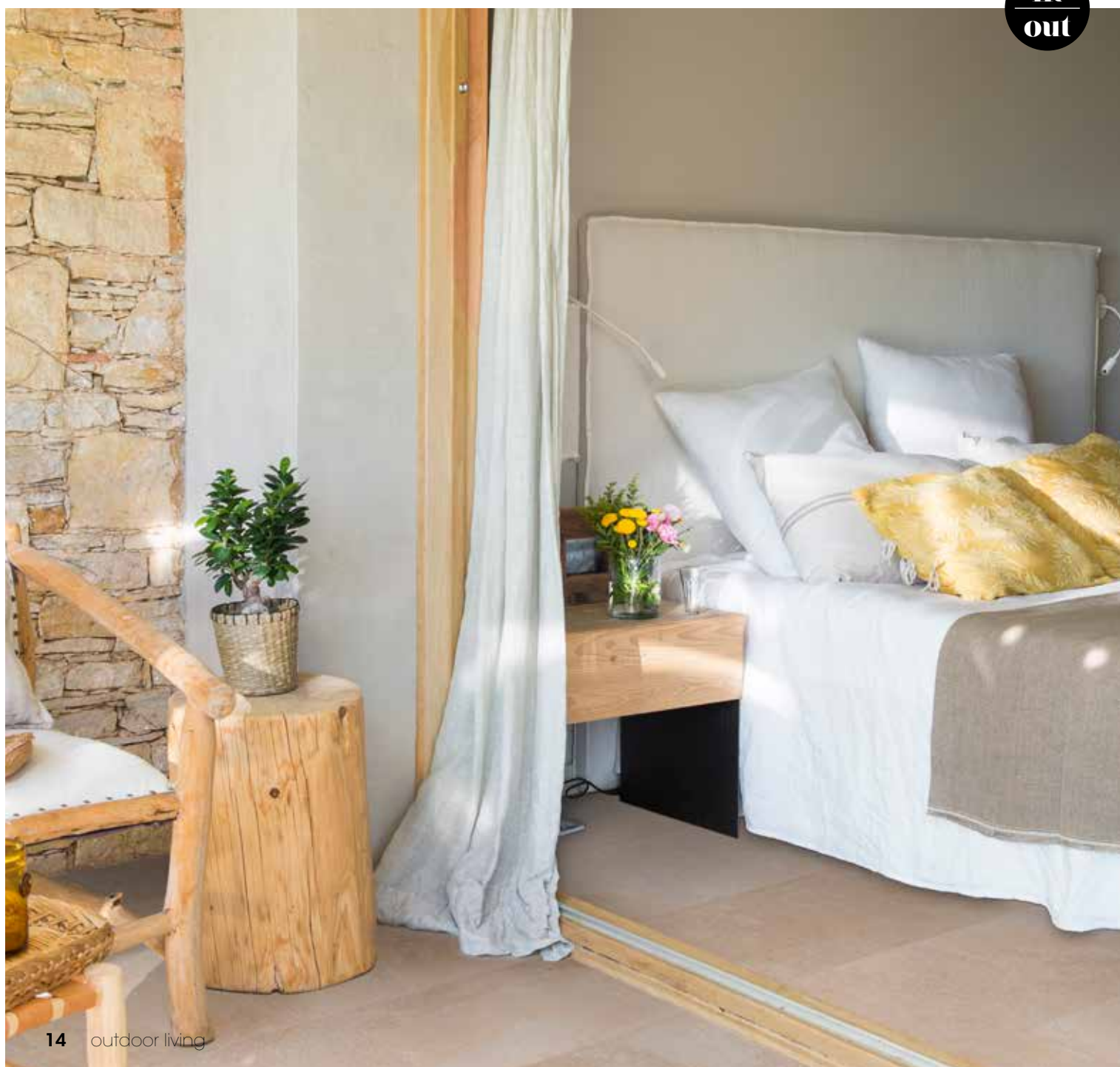
Inside and out


Use the same paving for your interior and exterior spaces

Harmony is a key to wellness. Floors are one of the surfaces with the highest visual prominence and they clearly display the basis of your style. By combining a single color and its two finishes, you can use the same paving inside and outside the house: smooth on the inside and anti-slip on the outside.

MISTERY SAND 31 x 62,6 cm

in
out





STELA DARK & STELA GOLDEN 19,4 x 97,8 cm



A beautiful mix inside and out using ceramic wood and two colors

The smooth Stela Dark on the inside and the anti-slip Stela Golden on the terrace.

DECORATE YOUR TERRACE IN YOUR OWN STYLE!



The harmony that lies at the heart of architecture and design

A single color was chosen for paving both the interior and exterior spaces: **Mistery White**. Its smooth finish was used for the interiors and its anti-slip one, for the exteriors.





2019 EUSA AWARDS FOR THE BEST PRIVATE OUTDOOR POOL IN EUROPE



in
out



ARCHITECT: JOSEP AURELL, GAAB ARQUITECTES

MISTERY WHITE

An outdoor dining room and the irresistible effect of polished concrete



décor ideas

Our **Bohème collection** has a number of highly original decorated pieces that can add a nice personal touch to your designs. In the photo, **Bohème Brune 48.8 x 48.8 cm** tiles have been combined with the decorated pieces of the same color to create a carpet effect around the table.



choose
a chic detail
for your
floors

*Bohème
Brune
decorated
pieces*



BOHÈME BRUNE 48,8 x 48,8 cm

Choose the best anti-slip paving for your terrace



Where to use an anti-slip finish and why

WE RECOMMEND USING **ANTI-SLIP** PAVING ON ALL TERRACES AND OUTDOOR STAIRS. **WHY?** BECAUSE RAIN, SNOW, FROST AND POOL OR IRRIGATION WATER WILL WET THE PAVING AND LEAD TO SLIPS AND FALLS. AN **ANTI-SLIP FINISH** WILL PROVIDE SAFETY WHEN WALKING AND PREVENT FALLS.



Do I need anti-slip paving in a covered area?

COVERED TERRACES WHERE THE PAVING WILL REMAIN DRY AND THAT CANNOT BE ACCESSED WITH WET FEET CAN BE PAVED WITH A SMOOTH PAVING. HOWEVER, SHOULD LIQUIDS OR ANY OTHER KIND OF SLIPPERY SUBSTANCE BE SPILLED, THEY WILL HAVE TO BE CLEANED UP IMMEDIATELY SO AS TO AVOID FALLS.



How does the Rosa Gres anti-slip finish work?

THE **ROSA GRES ANTI-SLIP FINISH** HAS AN EXCLUSIVE DESIGN: EXPOSING THE PAVING TO MOISTURE TRIGGERS A SUCTION EFFECT THAT PREVENTS SLIPS WHEN STEPPING ON IT.

Choose a comfortable anti-slip that is easy to clean

ROSA GRES **ANTI-SLIP FINISHES** INCREASE SAFETY AND ARE PLEASANT TO TOUCH. THEIR EXCLUSIVE DESIGN MAKES THEM EASY TO CLEAN AND MAINTAIN.



décor ideas

Do you love plants, wood and experiments? Decorate your terrace with ceramic wood: it does not spoil and looks gorgeous



Stela Golden anti-slip



STELA GOLDEN 19,4 x 97,8 cm

Problem-free stairs: anti-slip, safe and beautiful



ALMA FOREST 19,4 x 97,8 cm



Stairs are a remarkably prominent building component. It is important to make sure the **steps are anti-slip**. Rosa Gres offers steps of different sizes available in more than 30 colors and with all their necessary complements: round-edged skirting boards and corners.



décor ideas

Add a touch of style and maximum safety by using ceramic wood steps for your terrace. Not only will it be a hit, you will also protect the youngest members of the family from slipping and falling!




ALMA HONEY 19,4 x 97,8 cm

A charming porch with ceramic wood and matching steps



décor ideas

Greys
Whites
Blues
Wicker



step L62 Alma Mist



corner!



DL1 Alma Mist



Provençal
inspiration
and ceramic
wood
Alma Mist
a soft,
welcoming grey



Stylish stairs spectacular steps for accessing the porch



décor ideas

A double set of stairs built with only three elements: the **L98 Pietro Grey** steps and the **EI9** and **ED9** pieces to finish the walls that separate the two sets of stairs. The floor of the porch is done in the same color: **Pietro Grey 31 x 62.6 cm**.



1 L98 Pietro Grey



2 EI9 Pietro Grey



3 ED9 Pietro Grey



Three terraces with a personal touch: stairs that embellish

PIETRO GOLDEN 31 x 62,6 cm



décor ideas


This two-sided staircase features two different pieces: **L62** steps and **DL1** corners. All done in our color **Pietro Golden** with an **anti-slip** finish made to match the paving on the terraces






décor ideas

Tying the pool and the terraces together with a beautiful **Alma Honey** colored staircase. We topped off the walls with our trim piece **I25 Alma Honey**. The walls are lined with **Serena Ocra**. And we chose **Alma Honey** for the floors.



ALMA HONEY 19,4 x 97,8 cm



TAO GREY 31 x 62,6 cm

décor ideas

Are you aiming for a chill-out vibe? Here our color **Tao Grey** can be seen on these stairs paired with a bench for resting. For the floor and the walls, we went with **Tao Grey 31 x 62.6 cm**.



Ideas for half-round pieces a fully coordinated exterior

BOHÈME VANILLE 31 x 62,6 cm



Using only two trim pieces, the **half-round pieces ref. 183 and ref. 115** have been used to round off the corners and edges of this garden furniture ensemble. The floor, furniture and wall have all been lined with **Bohème Vanille 48.8 x 48.8 cm** tiles. To complete the wall, we added a **Bohème Vanille color L98 step**.



1 115



2 183



Creating a green corner

A 4-story planter combined with a staircase

The corners of the planter are rounded off with three trim pieces: the **half-round pieces ref. 115, ref. 183 and ref. 040**, very useful for connecting a curved finish to a straight one. The stairs have no overhang and feature our **L98 Alma Pure steps**, as well as our **E19** and **ED9** corners. The front and walls of the planters are lined with **Pietro White 31 x 62,6 cm**.




1 115



2 183



3 040





STELA WHITE 19,4 x 97,8 cm & PIETRO WHITE 31 x 62,6 cm

Bye, bye puddles on the terrace

**These drainage
channels are almost
invisible but make
the world of difference**

ALMA HONEY 19,4 x 97,8 cm





SERENA NERO 31 x 62,6 cm



MISTERY SAND 31 x 62,6 cm

A practical and beautiful solution that is simply a must: 121 LG channels

HERE IS THE PERFECT WATER CHANNEL SYSTEM FOR ALL KINDS OF TERRACES. THE **121 LG CHANNEL** BLENDS SEAMLESSLY INTO THE PAVING BECAUSE IT IS LINED WITH THE SAME COLOR PORCELAIN STONEWARE AS THE FLOOR. ONCE IN PLACE YOU MIGHT NOT EVEN REMEMBER IT IS THERE, BUT WHENEVER IT RAINS OR YOU WATER YOUR PLANTS YOU WILL BE GLAD TO HAVE CHOSEN IT.



How to easily clean your terrace

ROSA GRES PORCELAIN STONEWARE FLOORS ARE NOT POROUS, DO NOT RETAIN DIRT AND ARE EASY TO CLEAN.
DISCOVER OUR KEYS TO KEEPING THEM IN PERFECT SHAPE FROM DAY ONE.

1

Post construction cleaning

A THOROUGH CLEANING IS BASIC AND NECESSARY: EFFICIENTLY REMOVING CEMENT RESIDUES OR OTHER LEFTOVERS IS ESSENTIAL.

2

Everyday cleaning

- SWEEP, BRUSH OR USE A BLOWER TO REMOVE LEAVES AND OTHER SOLID RESIDUES.
- WASH THE FLOOR WITH PLENTY OF HOT WATER. IF NECESSARY, BRUSH IT DOWN.
- YOU CAN USE A NEUTRAL DETERGENT LIKE **FIX-SABÓ**.
- CHANGE THE WATER EVERY 15 M2 FOR BEST RESULTS.



3

How to deal with stubborn stains

EVERY STAIN SHOULD BE SEEN TO PROPERLY AND QUICKLY TO MAKE REMOVING IT AS EASY AS POSSIBLE. DISCOVER ITS CAUSE AND CONSULT OUR CHART WITH CLEANING SOLUTIONS FOR EVERY KIND OF STAIN ON THE FOLLOWING PAGE.

4

Cleaning areas with hard water

IN CASE OF NOT HAVING A WATER SOFTENER, THE BEST THING IS TO CLEAN UP THE WATER AS QUICKLY AS POSSIBLE TO PREVENT EFFLORESCENCE FROM FORMING ON THE PAVING.

5

What **NOT** to do

- **DO NOT** USE ABRASIVE, SOLVENT OR CORROSIVE ACID-BASED PRODUCTS LIKE HYDROCHLORIC ACID BECAUSE THEY DESTROY THE JOINTS BETWEEN CERAMIC TILES.
- **DO NOT** APPLY POLISHERS OR WAX BECAUSE THEY FORM A LAYER ON TOP OF THE DIRT THAT MAKES CLEANING MORE DIFFICULT AND CAN ALSO ALTER THE ANTI-SLIP PROPERTIES.

NOTE: AS A PREVENTIVE MEASURE, ONCE THE PAVING HAS BEEN LAID, WE RECOMMEND PROTECTING IT WITH CARDBOARD OR PLASTIC FOR THE DURATION OF THE CONSTRUCTION WORKS.



SOLUTION CHART FOR REMOVING STAINS

TYPE OF STAIN	LIGHT ACTION	VIGOROUS ACTION	HIGHLY VIGOROUS ACTION
CEMENT AND CALCAREOUS RESIDUES	WATERED-DOWN GRESNET (1:20 DILUTION RATIO)	WATERED-DOWN GRESNET (1:50 DILUTION RATIO)	UNDILUTED GRESNET
OXIDE DEPOSITS AND RUST STAINS	WATERED-DOWN GRESNET (1:20 DILUTION RATIO)	WATERED-DOWN GRESNET (1:50 DILUTION RATIO)	UNDILUTED GRESNET
VEGETABLE AND ANIMAL OILS	WATERED-DOWN FIX-SABÓ (1:2 DILUTION RATIO)	WATERED-DOWN FIX-SABÓ (1:5 DILUTION RATIO)	AMMONIA
VEGETABLE AND ANIMAL FAT	WATERED-DOWN FIX-SABÓ (1:2 DILUTION RATIO)	WATERED-DOWN FIX-SABÓ (1:5 DILUTION RATIO)	AMMONIA
TAR OR BITUMEN	STAIN REMOVER SPRAY FOR CLOTHES	ACETONE	FIX-GRAF STONE
PAINT RESIDUE	UNIVERSAL THINNER	UNIVERSAL THINNER	UNIVERSAL THINNER
RUBBER RESIDUE	WET WIPES	EPOXI CLEANER	FIX-GRAF STONE
BEER OR WINE	WATERED-DOWN BLEACH (1:20 DILUTION RATIO)	WATERED-DOWN BLEACH (1:50 DILUTION RATIO)	UNDILUTED BLEACH
IODONE AND CHROMIUM BASED COMPOUNDS	AMMONIA	AMMONIA	HYDROGEN PEROXIDE
BLOOD	WARM WATER – FIX-SABÓ	HYDROGEN PEROXIDE	HYDROGEN PEROXIDE
COFFEE, TEA, JUICE, COCA-COLA, ICE CREAM	WATERED-DOWN FIX-SABÓ (1:5 DILUTION RATIO)	WATERED-DOWN FIX-SABÓ (1:5 DILUTION RATIO)	UNDILUTED FIX-SABO
INK OR MERCROMINA	WATERED-DOWN BLEACH	DAKIN'S SOLUTION (PHARMACY)	DAKIN'S SOLUTION (PHARMACY)
MOLD	WATERED-DOWN FIX-SABÓ (1:5 DILUTION RATIO)	UNDILUTED FIX-SABÓ	UNDILUTED BLEACH

Before you start: checklist

Terraces are exposed to structural movements and outdoor weather: cold, freezing and sudden temperature changes. To make sure your terrace remains in perfect shape, tick off the following checklist.



WATER COLLECTION

SLOPES ARE ESSENTIAL FOR CHANNELING AND COLLECTING RAINWATER AND CLEANING WATER. WHAT ARE THE BENEFITS? **1.-** PREVENTSING THE WATER FROM POOLING AND AFFECTING THE STRUCTURE IF IT FREEZES BECAUSE OF A SUDDEN TEMPERATURE DROP. **2.-** HELPING THE WATER SLIDE **3.-** ENJOYING A HEALTHY EXTERIOR. WE RECOMMEND USING OUR PORCELAIN STONEWARE CHANNELS FOR COLLECTING WATER: THEY ARE PRACTICAL AND AVAILABLE IN ALL THE SAME COLORS AS THE PAVING.



BUILDING EXPANSION JOINTS

THEY PROTECT THE PAVING BECAUSE THEY ABSORB THE TENSIONS CAUSED BY THE DIFFERENT DEGREES OF DILATION OF THE BUILDING MATERIALS: CERAMIC, MORTAR, WATERPROOFING, CEMENT OR GROUT.



WATERPROOFING, A BASIC STEP

WHAT DOES IT PREVENT? **1.-** RAINWATER SEEPAGE **2.-** WHITE EFFLORESCENCE ON JOINTS. IN THE CASE OF ATTICS, THE BEST THING IS TO DEMAND NOTHING LESS THAN THE HIGHEST STANDARDS OF WATERPROOFING.



CERAMIC GROUT

IT IS IMPORTANT TO CHOOSE A HIGH-QUALITY GROUT FOR THE JOINTS BETWEEN CERAMIC TILES. THERE ARE TWO BASIC TYPES: **1.-** CEMENT-BASED MORTARS LIKE EUROCOLOR FLEX **2.-** EPOXY MORTARS LIKE CERPOXI, WHICH ARE MORE FLEXIBLE, RESISTANT AND DURABLE. REMEMBER 💡 THAT UNDER NO CIRCUMSTANCES SHOULD CERAMIC PAVING BE LAID WITHOUT JOINTS.



AFTER FINISHING: POST CONSTRUCTION CLEANING

THE CONSTRUCTION COMPANY MUST CARRY IT OUT TO GUARANTEE ALL CEMENT RESIDUES ARE EFFICIENTLY AND COMPLETELY REMOVED FROM THE PAVING. WE RECOMMEND USING GRESNET.



ROSA

GRES

RECOMMENDS



FIXING


AND

GROUTING

PRODUCTS.

How to stop water from flooding your terrace

Incorporate slight slopes in the design to channel rainwater to the right place. Our **porcelain stoneware channel 121 LG** guarantees to channel water fluidly and is designed in such a way that is cannot clog with leaves or other gardening leftovers. **It is a great idea!**

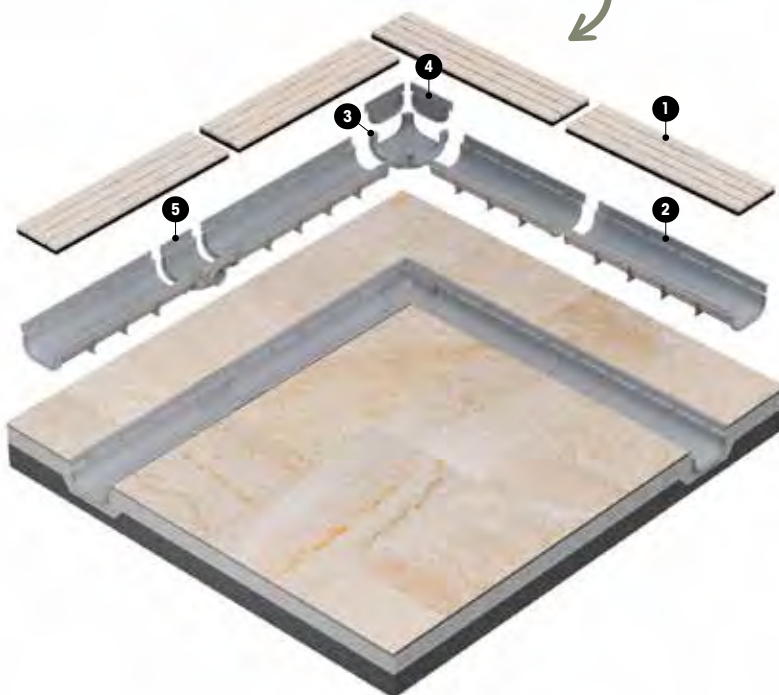


décor ideas


Choose a **121 LG** that is the same color as your paving for a highly efficient channel that perfectly matches your terrace floor design.

SERENA OCRA 31 x 62,6 cm & SERENA MIX 31 x 62,6 cm

*How does it work?
This is the structure*



- 1 THE CHANNEL IS LINED WITH PORCELAIN STONEWARE
- 2 DRAINAGE CHANNEL
- 3 CHANNEL CORNER PIECE
- 4 TERMINAL FOR THE CORNER PIECE
- 5 DRAINAGE PIECE

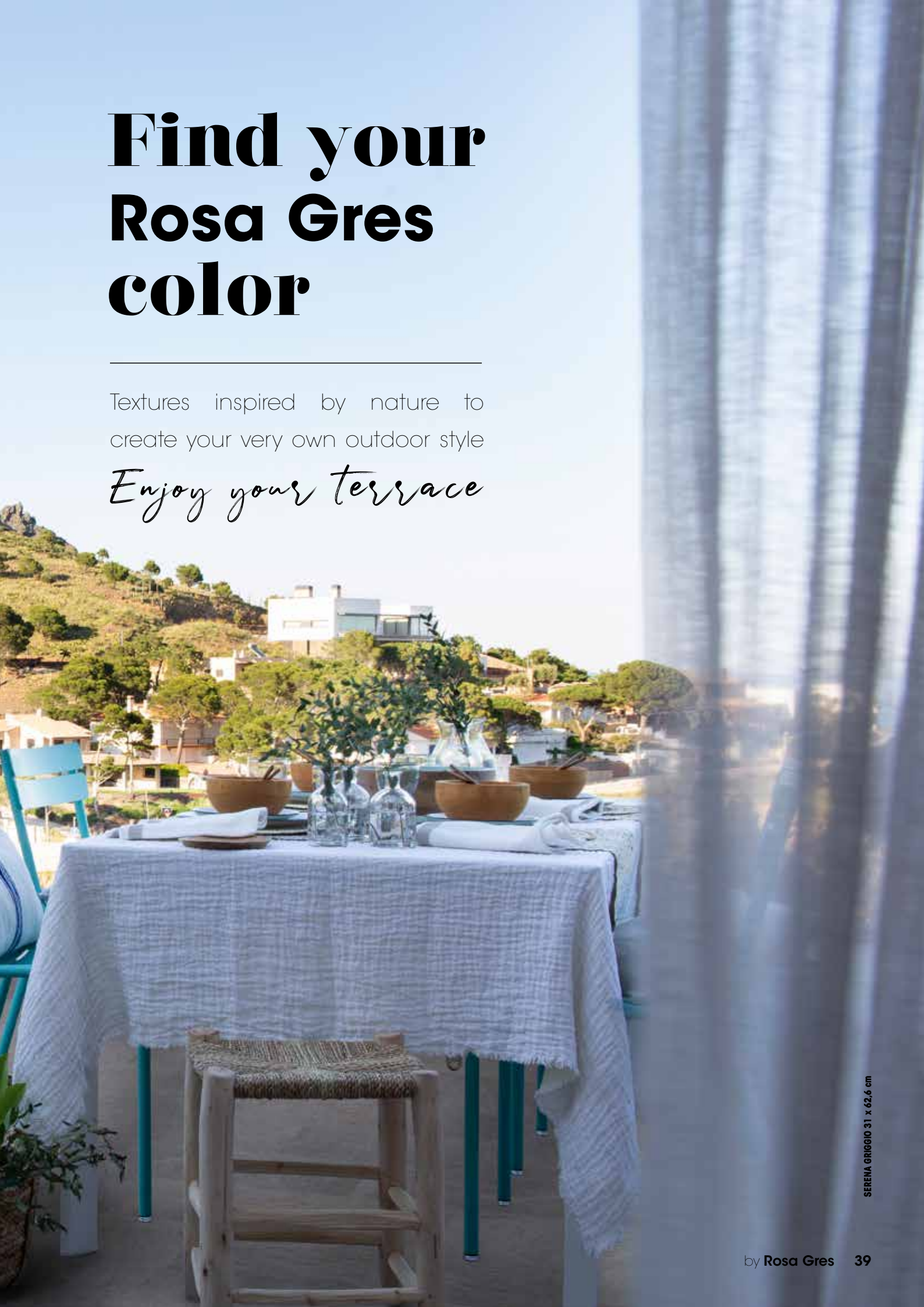




Find your Rosa Gres color

Textures inspired by nature to
create your very own outdoor style

Enjoy your terrace





- 1.- Download our **App**
- 2.- Scan the collection's QR code
- 3.- You will see each color's panel in detail




Pietro

ANTI-SLIP




31 x 31 31 x 62,6 48,8 x 48,8 48,8 x 79,2

PIETRO WHITE 31 x 62,6 cm



Pietro White



Pietro Golden



Pietro Grey



Pietro Dark



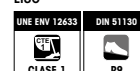
Pietro QR code

Stela

ANTI-SLIP



LISO



19,4 x 97,8 19,4 x 97,8

STELA GREY 19,4 x 97,8 cm




Stela White




Stela Golden



Stela Grey



Stela Dark



Stela QR code

Serena

ANTI-SLIP



SERENA OCRA 31 x 62,6 cm



Serena Bianco



Serena Ocra



Serena Griggio



Serena Nero



Serena Mix
31 x 62,6 Only



Serena QR code

Bohème


ANTI-SLIP



LISO




BOHÈME GLACÉ 48,8 x 48,8 cm



Bohème Vanille



Bohème Brune



Bohème Glacé



Bohème Nuit



Bohème QR code




- 1.- Download our **App**
- 2.- Scan the collection's QR code
- 3.- You will see each color's panel in detail



Alma

ANTI-SLIP



LISO



19,4 x 97,8

19,4 x 97,8

ALMA HONEY 19,4 x 97,8 cm



Alma Pure



Alma Honey



Alma Mist




Alma Forest



Alma QR code

Mistery

ANTI-SLIP



31 x 31

31 x 62,6

48,8 x 79,2

LISO



31 x 62,6

48,8 x 79,2

MISTERY WHITE 31 x 62,6 cm




Mistery White



Mistery Sand



Mistery Grey



Mistery Blue Stone



Mistery QR code

Tao

ANTI-SLIP



31 x 31

31 x 62,6

48,8 x 79,2

LISO



31 x 62,6

48,8 x 79,2

TAO SILVER 31 x 62,6 cm



Tao Beige



Tao Brown



Tao Silver



Tao Grey



Tao QR code

Natural

ANTI-SLIP

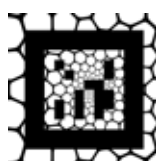


31 x 31

NATURAL HIERRO 2.0 31 x 31 cm



Natural Hierro 2.0



Natural QR code

Trésor

ANTI-SLIP



31 x 62,6

TRÉSOR JAVA 31 x 62,6 cm




Trésor Bali



Trésor Java



Trésor QR code



BOHÈME GLACÉ

L62
62,6 x 31,7 x 3,8

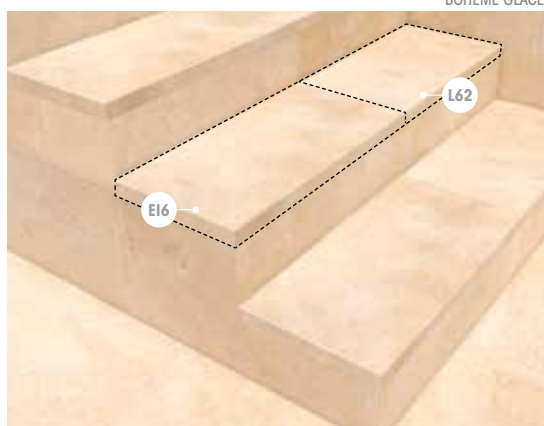


DL1
31,7 x 31,7 x 3,8

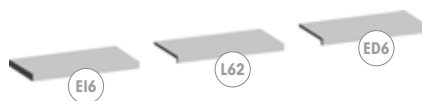


COLLECTION


Alma
Bohème
Mistery
Pietro
Serena
Stela
Tao



MISTERY SAND



EI6
62,6 x 31,7 x 3,8




ED6
62,6 x 31,7 x 3,8



COLLECTION

Alma
Bohème
Mistery
Pietro
Serena
Stela
Tao



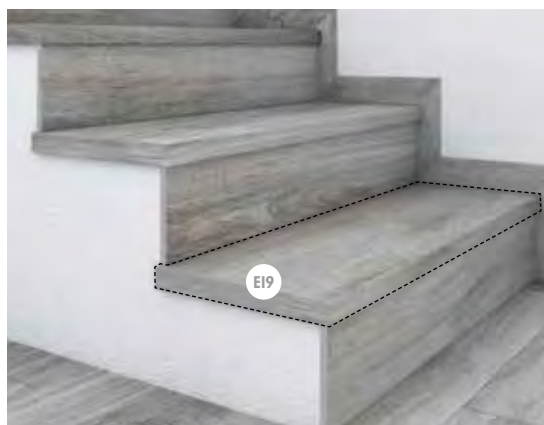
PIETRO GREY

L98
97,8 x 31,7 x 3,8

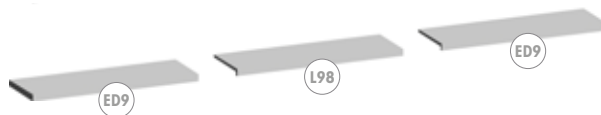


COLLECTION

Alma
Bohème
Mistery
Pietro
Serena
Stela



ALMA MIST



EI9
97,8 x 31,7 x 3,8




ED9
97,8 x 31,7 x 3,8




COLLECTION

Alma
Bohème
Mistery
Pietro
Serena
Stela

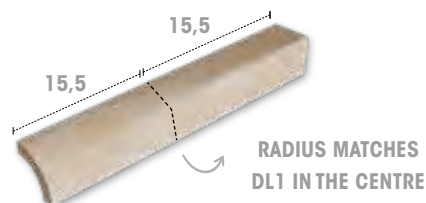


PIETRO GOLDEN



PIETRO GREY

040
31 x 4 x 4

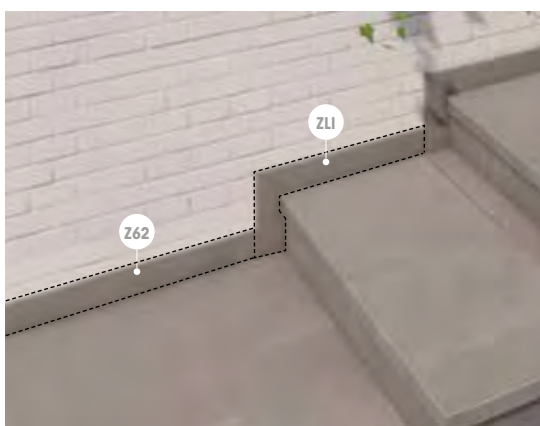


030
31 x 4 x 4



COLLECTION

Alma
Bohème
Mistery
Pietro
Serena
Stela
Tao



TAO GREY

Z62
62,6 x 7



ZLI
36,5 x 30 x 7



ZLD
36,5 x 30 x 7



COLLECTION

Alma
Bohème
Mistery
Pietro
Serena
Stela
Tao



ALMA HONEY & SERENA OCRA

I25
24,5 x 62,6 x 2,2



EIN
62,6 x 62,6 x 2,2



COLLECTION

Alma
Bohème
Mistery
Pietro
Serena
Stela
Tao
Natural



STELA GOLDEN

121 LG
12,5 x 49,8 x 2,2



CRA C1



CCR C1



TCR C1



DCR C1


COLLECTION

Alma
Bohème
Mistery
Pietro
Serena
Stela
Tao



PIETRO GREY

367
31 x 31 x 2,4



368
31 x 31 x 2,4



COLLECTION

Alma
Bohème
Mistery
Pietro
Serena
Stela
Tao



PIETRO WHITE

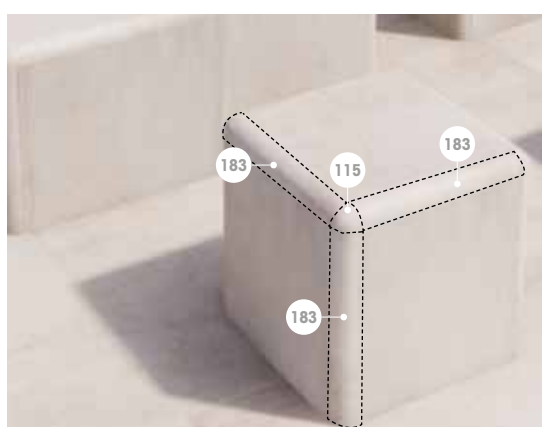
188
31 x 4 x 4

114
4 x 4 x 4



COLLECTION

Alma
Bohème
Mistery
Pietro
Serena
Stela
Tao



BOHÈME VANILLE

183
31 x 4 x 4

115
4 x 4



COLLECTION

Alma
Bohème
Mistery
Pietro
Serena
Stela
Tao



STELA WHITE


116
4 x 4

117
4 x 4



COLLECTION

Alma
Bohème
Mistery
Pietro
Serena
Stela
Tao



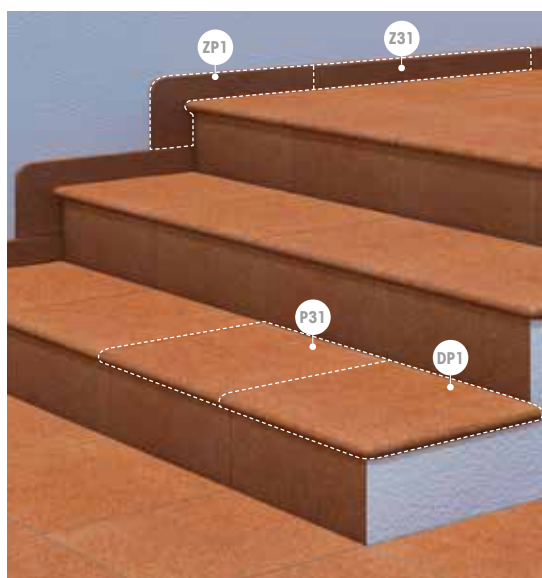
STELA WHITE

147
31 x 4 x 4



COLLECTION

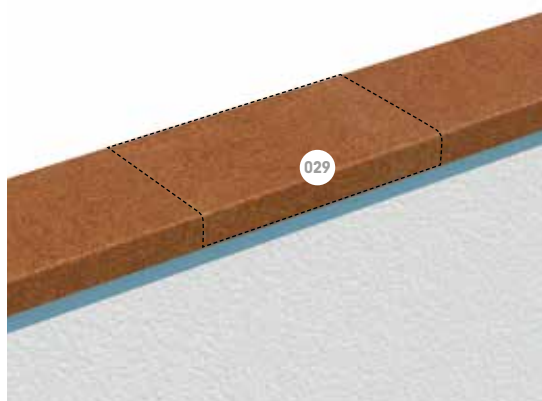
Alma
Bohème
Mistery
Pietro
Serena
Stela
Tao



NATURAL HIERRO 2.0



NATURAL HIERRO 2.0



NATURAL HIERRO 2.0




NATURAL HIERRO 2.0

P31
31 x 31,7 x 3,5



DP1
31,7 x 31,7 x 3,5



Z31
31 x 7



ZPI
19,2 x 38,7 x 7



ZPD
19,2 x 38,7 x 7



L31
31 x 31,7 x 3,8



269
31 x 12 x 5



028
31 x 7 x 7



034
31 x 14 x 4



029
31 x 18,5 x 4



031
31 x 34 x 4



121 LG
12,5 x 31 x 2,2



CRA C1



CCR C1



TCR C1



DCR C1



COLLECTION
Natural

COLLECTION
Natural

COLLECTION
Natural

COLLECTION
Natural

outdoor living
Enjoy your terrace

ISSUE 1 | OCTOBER 2020



Rosa Gres, SLU

Central office

Ctra. Sant Cugat, km. 3

08290 Cerdanyola, Barcelona, España

Tel. + 34 93 586 30 60

Ventas + 34 93 586 37 00